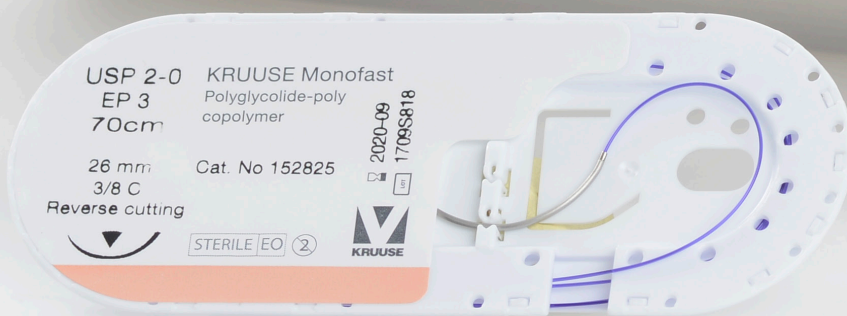


KRUUSE Suture - Race Track



KRUUSE Suture in Race Track Solution and with Improved Needle

KRUUSE now offers an assortment of sutures in the popular race track solution. For the race track solution, the suture itself is wound in the figure of a race track course, thus the name. The benefit is minimal suture memory. A suture with a high memory will spring back to its original position and consequently, most surgeons prefer suture with as little suture memory as possible. Monofilament sutures generally have more memory than multifilament sutures. KRUUSE Race Track Suture also offers an exclusive appearance. The needle is nicely presented in the plastic card and very easy to grab with your needle holder and withdraw from the retainer.



New KRUUSE Suture Needles

Our needles have been vastly improved in terms of sharpness, and they are now 20% sharper than conventional needles

Innovative surface grinding technology

Advanced treatment of the needle tip and innovative surface grinding technology have improved the sharpness by approximately 20% compared to conventional needles. The penetration force is significantly reduced, even after repeated use.



Existing Needle



New A-Needle

KRUUSE Monofast

Monofilament: For smooth passage through tissue and high tissue compatibility

Synthetic: Minimal tissue reaction

Absorbable: By hydrolysis

KRUUSE Monofast is a monofilament, synthetic suture with a smooth surface that gives minimal tissue reaction and decreased incidence of infection and trauma.

KRUUSE Monofast meets all the requirements established by the European Pharmacopoeia (EP) for Synthetic Absorbable Monofilament Surgical Sutures.

Absorption: Absorbable:

- Complete mass absorption in approximately 90-120 days
- Absorption by hydrolysis

Chemical composition:

- Monofast is fast absorbable synthetic monofilament suture material composed of Polyglycolide-poly (ε-caprolactone) copolymer (PGCL).

Tensile Strength:

- 60 % remains after 7 days
- 25 % remains after 14 days
- 0 % remains after 28 days
- Complete mass absorption in approximately 90-120 days

Colour:

- Violet and undyed

Indications:

KRUUSE Monofast is commonly used in soft tissues and ligation where absorbable sutures are indicated, including:

- Subcutaneous or intracutaneous suturing
- GI-surgery
- Urological surgery
- Suturing of oral cavity mucosa

Contraindications:

- Where prolonged support from suturing is required



Shape of needle	Needle length mm	USP	EP	Length in cm	Suture colour	Number per box	Cat. No
3/8 circle, reverse cutting 	19	4-0	1.5	70	Violet	15	152820
	19	3-0	2	70	Violet	15	152821
	19	3-0	2	70	Undyed	15	152822
	24	3-0	2	70	Undyed	15	152823
	26	3-0	2	70	Violet	15	152824
	26	2-0	3	70	Violet	15	152825
1/2 circle, round bodied, taperpoint 	26	3-0	2	70	Violet	15	152826
	26	2-0	3	70	Violet	15	152827

KRUUSE Sacryl

Multifilament, braided: For secure knot tying and easy handling

Synthetic: Minimal tissue reaction

Coated: For easy knot tying and smooth passage through tissue

Absorbable: By hydrolysis

KRUUSE Sacryl is a braided and coated multifilament synthetic suture composed of Polyglactine 910.

Polyglactine 910 sutures are the most widely used braided and coated synthetic absorbable sutures in the world. On account of its superior properties, this suture has replaced catgut sutures in most applications.

In use, KRUUSE Sacryl was found to be non-antigenic, eliciting only mild tissue reactivity during the absorption process.

Absorption: Absorbable:

- Complete mass absorption in approximately 56-63 days
- Absorption by hydrolysis

Chemical composition:

- KRUUSE Sacryl is composed of Polyglactine 910 (co-polymer of 90% Glycolide and 10% L-lactide)

Tensile Strength:

- 70 % remains after 14 days
- 50 % remains after 21 days (6-0 and larger)
- 40 % remains after 21 days (7-0 and smaller)
- 25 % remains after 28 days
- Complete mass absorption in approximately 56-63 days

Colour:

- Violet and undyed

Indications:

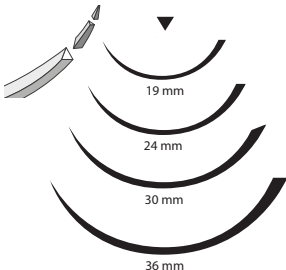

KRUUSE Sacryl sutures are indicated for soft tissue approximation and ligation, where absorbable sutures are indicated, including:

- Suturing of subcutaneous tissue
- Fascia
- Joint capsules
- Muscles
- Uterus and GI-surgery
- Vascular surgery
- Ophthalmic surgery

Contraindications:

- Where permanent support is required



Shape of needle	Needle length mm	USP	EP	Length in cm	Suture colour	Number per box	Cat. No
3/8 circle, reverse cutting 	19	3-0	2	70	Violet	15	152800
	24	3-0	2	70	Violet	15	152801
	24	2-0	3	70	Violet	15	152802
	30	2-0	3	70	Violet	15	152803
	30	0	3.5	70	Violet	15	152804
	36	0	3.5	70	Violet	15	152805
	1/2 circle, round bodied, taperpoint 	26	3-0	2	70	Violet	15
26		2-0	3	70	Violet	15	152807

KRUUSE PD-X

Monofilament: For smooth passage through tissue and high tissue compatibility

Synthetic: Minimal tissue reaction

Absorbable: By hydrolysis

KRUUSE PD-X is a monofilament synthetic suture with a smooth surface that gives minimal tissue reaction and decreased incidence of infection and trauma.

KRUUSE PD-X meets all the requirements established by the European Pharmacopoeia (EP) and the US Pharmacopoeia (USP) for Synthetic Absorbable Monofilament Surgical Sutures.

Absorption: Absorbable:

- Complete mass absorption in approximately 180-210 days
- Absorption by hydrolysis

Chemical composition:

- KRUUSE PD-X is a slowly absorbable synthetic monofilament suture, and the material is composed of Polydioxanone (PDO)

Tensile Strength:

- 75 % remains after 14 days
- 60 % remains after 28 days
- Complete mass absorption in approximately 180-210 days

Colour:

- Violet

Indications:

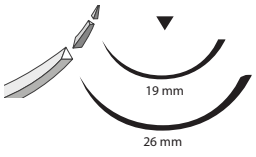
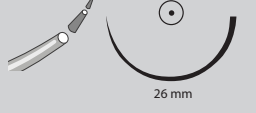
KRUUSE PD-X is commonly used in soft tissues and ligation where absorbable sutures are indicated, including:

- Abdominal wall closure
- GI-surgery
- Fascia and ligaments
- Tendon repair
- Hernias
- Orthopaedics
- Vascular surgery

Contraindications:

- Where permanent support is required



Shape of needle	Needle length mm	USP	EP	Length in cm	Suture colour	Number per box	Cat. No
3/8 circle, reverse cutting 	19	3-0	2	70	Violet	15	152810
	26	3-0	2	70	Violet	15	152811
	26	2-0	3	70	Violet	15	152812
1/2 circle, round bodied, taperpoint 	26	3-0	2	70	Violet	15	152813
	26	2-0	3	70	Violet	15	152814

KRUUSE Promilene

Monofilament: For smooth passage through tissue and high tissue compatibility

Synthetic: For minimal tissue reaction

Non-absorbable: Provides permanent tensile strength

KRUUSE Promilene sutures are coloured blue for easy identification during surgery. The monofilament and synthetic properties of the suture give a smooth surface, minimal tissue reaction and decreased incidence of infection and trauma. The suture is resistant to repeated bending.

Absorption:

- Non-absorbable

Chemical composition:

- KRUUSE Promilene is composed of an isotactic crystalline stereoisomer of polypropylene, a polymer of propylene

Colour:

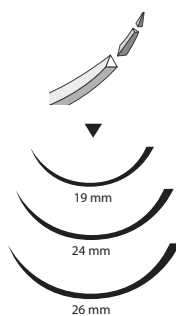
- Blue

Indications:

KRUUSE Promilene is commonly used in soft tissue approximation and ligation where a permanent support is needed. Areas of use include:

- Skin closure
- Ophthalmic surgery
- Vascular and cardiovascular surgery
- Neurosurgery



Shape of needle	Needle length mm	USP	EP	Length in cm	Suture colour	Number per box	Cat. No
3/8 circle, reverse cutting 	19	3-0	2	45	Blue	15	152851
	24	4-0	1.5	70	Blue	15	152850
	26	3-0	2	70	Blue	15	152852
	26	2-0	3	70	Blue	15	152853

KRUUSE Nylon

Monofilament: For smooth passage through tissue and high tissue compatibility

Synthetic: Minimal tissue reaction

Non-absorbable: Provides permanent tensile strength

KRUUSE Nylon sutures are coloured blue for easy identification during surgery. The monofilament and synthetic properties of the suture give a smooth surface, minimal tissue reaction and decreased incidence of infection and trauma.

KRUUSE Nylon suture is quite pliable and does not support bacterial growth due to the smooth surface. The elasticity of KRUUSE Nylon suture makes it useful in retention and skin closure.

Absorption:

- Non-absorbable

Chemical composition:

- KRUUSE Nylon monofilament suture is made of monofilament polyamide 6&66 by extruding a strong uniform strand.

Colour:

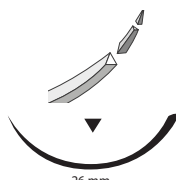
- Blue

Indications:

KRUUSE Nylon is commonly used in soft tissue approximation and ligation where permanent support is needed. Areas of use include:

- Skin closure
- Ophthalmic surgery
- Vascular and cardiovascular surgery
- Neurosurgery



Shape of needle	Needle length mm	USP	EP	Length in cm	Suture colour	Number per box	Cat. No
3/8 circle, reverse cutting 	26	3-0	2	70	Blue	15	152840
	26	2-0	3	70	Blue	15	152841